

Features:

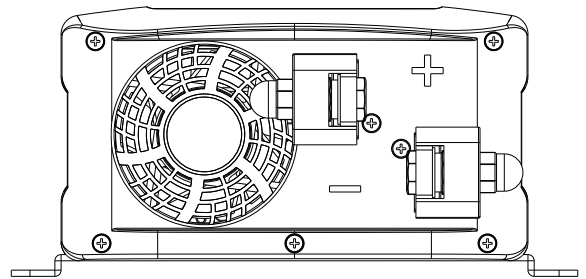
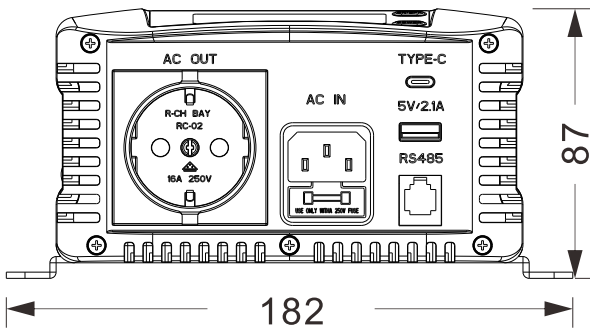
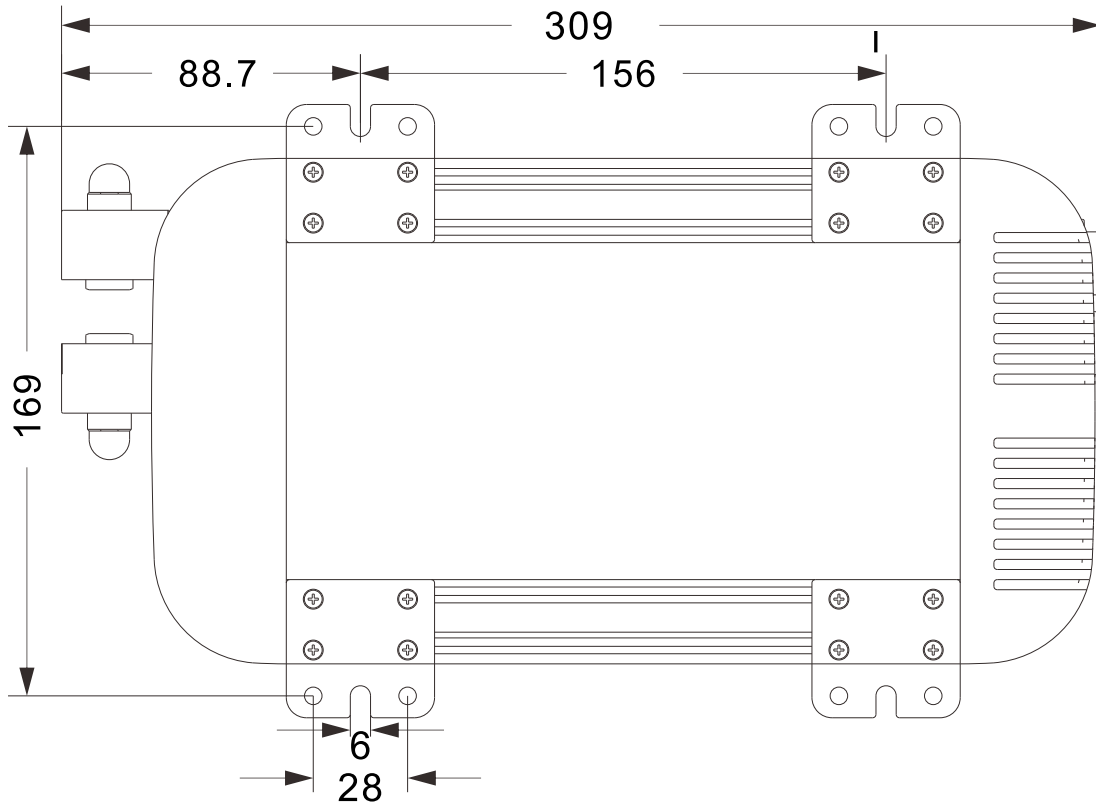
- Pure sine wave output (THD<5%)
- POWER ON/OFF Switch
- High Efficiency Up to 92%
- Built-in ATS and AC circuit breaker
- Transfer time less than 16ms
- USB:5V /2.1A / Type-C:Max 35W
- RS-485 communication
- Input & Output fully isolation
- Input Protection: Reverse Polarity (Fuse) / Under Voltage / Over Voltage
- Output Protection: Short Circuit / Overload / Over Temperature / Over Voltage



MODEL		HKC500P-112	HKC500P-124	HKC500P-212	HKC500P-224
Inverter Mode					
Input	Normal Voltage	12VDC	12VDC	12VDC	12VDC
	Input Voltage Range (±0.5V)	10.8~16VDC	21.6~32.0VDC	10.8~16VDC	21.6~32.0VDC
	Input Over-Voltage Protection (±0.5V)	16VDC	32VDC	16VDC	32VDC
	Input Under-Voltage Protection (±0.5V)	10VDC	20VDC	10VDC	20VDC
	Input Under-Voltage Warning (±0.5V)	10.8VDC	21.6VDC	10.8VDC	21.6VDC
	No Load Current	< 0.4A	<0.2A	< 0.4A	<0.2A
Output	Continuous Output Power	500W ±5%			
	Surge Power	Load 1000W (2 Sec)			
	Frequency	50 / 60Hz ±1Hz (setting by factory)			
	Output Voltage	100 / 110 / 115 / 120VAC ±10%		200 / 220 / 230 / 240VAC ±10%	
	Min. Efficiency (Full Load)	89%	89%	89%	89%
	Output Waveform	Pure Sine Wave (THD <5%)			
Protection	Input Protection	Over / Under Voltage, Reverse Polarity (Internal Fuse)			
	AC Output Protection	Short-Circuit, Overload			
	AC Input Protection	30 Amp Circuit Breaker		16 Amp Circuit Breaker	
	Temperature protection	Shutdown			
Charger Mode					
AC input	Nominal Voltage / Frequency	110VAC, 50 / 60Hz (setting by factory)		230VAC, 50 / 60Hz (setting by factory)	
	Input Voltage Range	90~130VAC		180~260VAC	
	Input Frequency Range	50Hz: 47~53Hz / 60Hz: 57~63 Hz			
	Efficiency (Max.)	> 88%			
	Power Factor Correction (PFC)	>0.95 (Max.)			
DC Output	Charging Current Range	Max.10A	Max.5A	Max.10A	Max.5A
	Max. Output Voltage	14.4VDC	28.8VDC	Max.14.4VDC	Max.28.8VDC
	Battery Control (3-stage Battery Chargers)	Bulk / Absorption / Float			
Signal and Control	Remote Control Panel (Optional)	LCD display			
	Remote Control Terminal	RS485			
	LCD display	voltage , wattage			
	Relay Specification	30 Amp / 120VAC @ 110V system		16 Amp / 250VAC @ 230V system	
Environment					
Temperature Range	Full Load	0~ +40°C; 60°C @70% power load			
	Storage	0°C~70°C			
Humidity Range	Max 93%, Non-condensing				
Cooling	Temperature & Load Controlled Cooling Fan				
Others	Dimension (W×H×D)	309×182×87mm			
	Weight	2.6KG			
	Communication Port	RS-485 (RJ-11 type connector), Ethernet (optional)			

Mechanical Drawings:(309×182×87mm)

MODEL:HKC500P



Charging Curve

